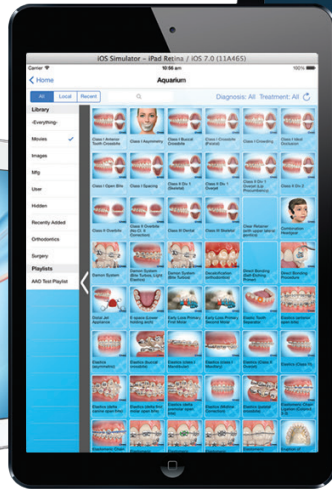




Aquarium[®]



Oral Irrigation



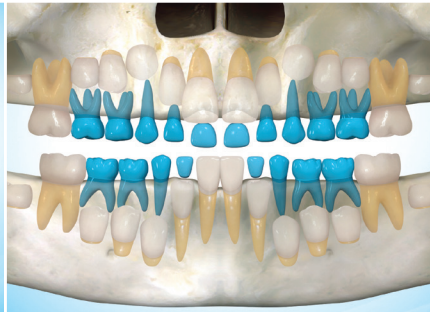
Menu Screen



Sealants



Twin Block Appliance



Teeth Eruption Panoramic



Wisdom Teeth Eruption

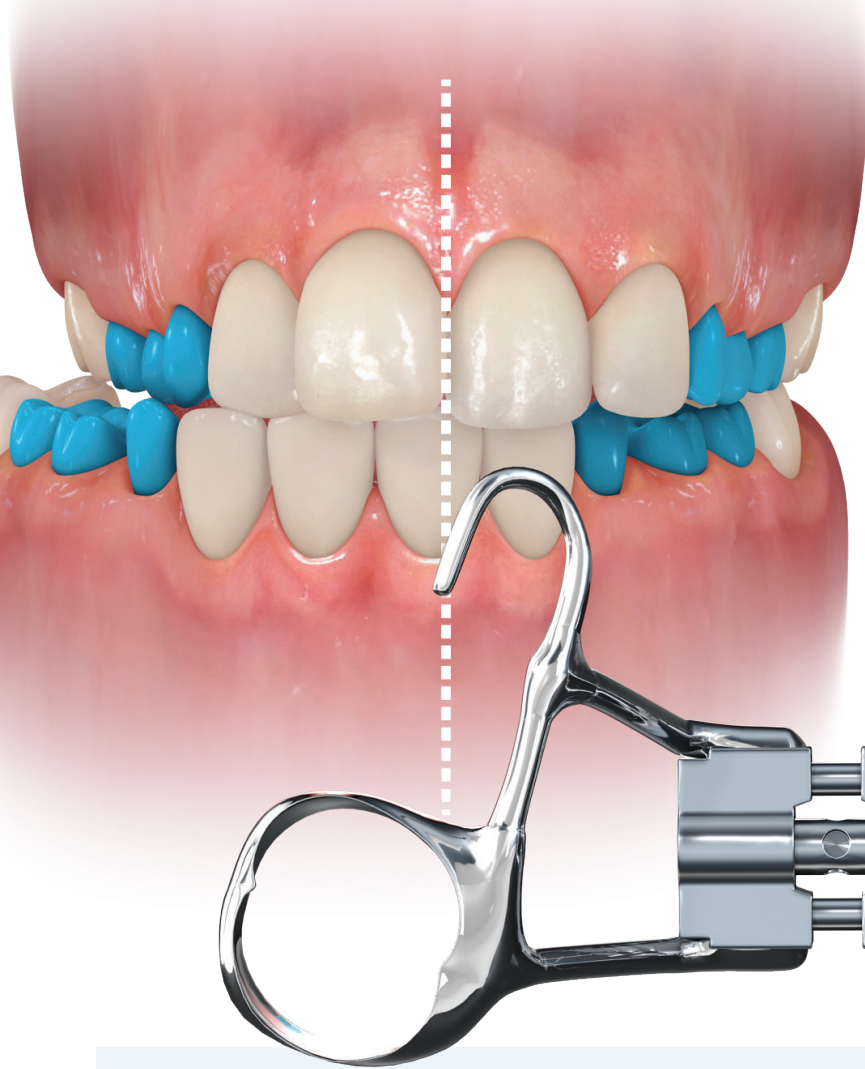


Facial Asymmetry (Maxilla & Mandible)

Designed for interactive patient education and case presentation, Aquarium is a dynamic communication tool that fully utilizes high-quality 3D graphics. It is designed to demonstrate common and complex topics including diagnostic findings; oral surgery, orthodontic, and pediatric dental procedures; appliance use; hygiene; and more.



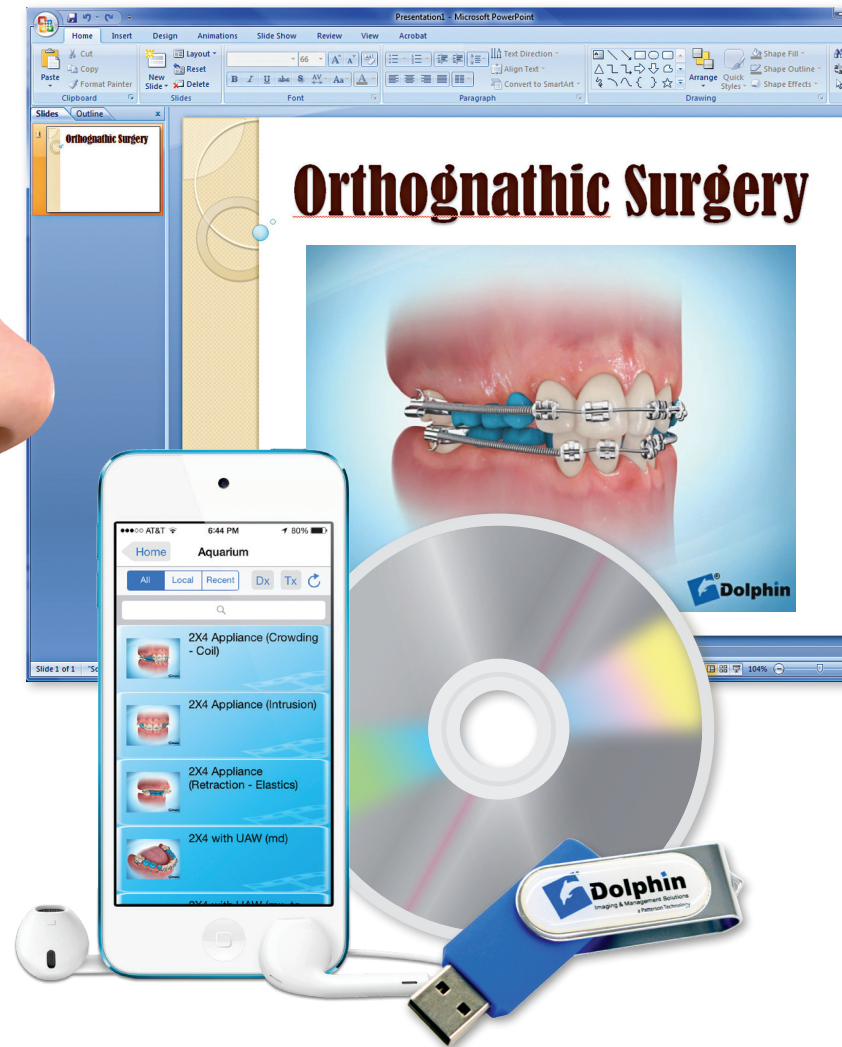
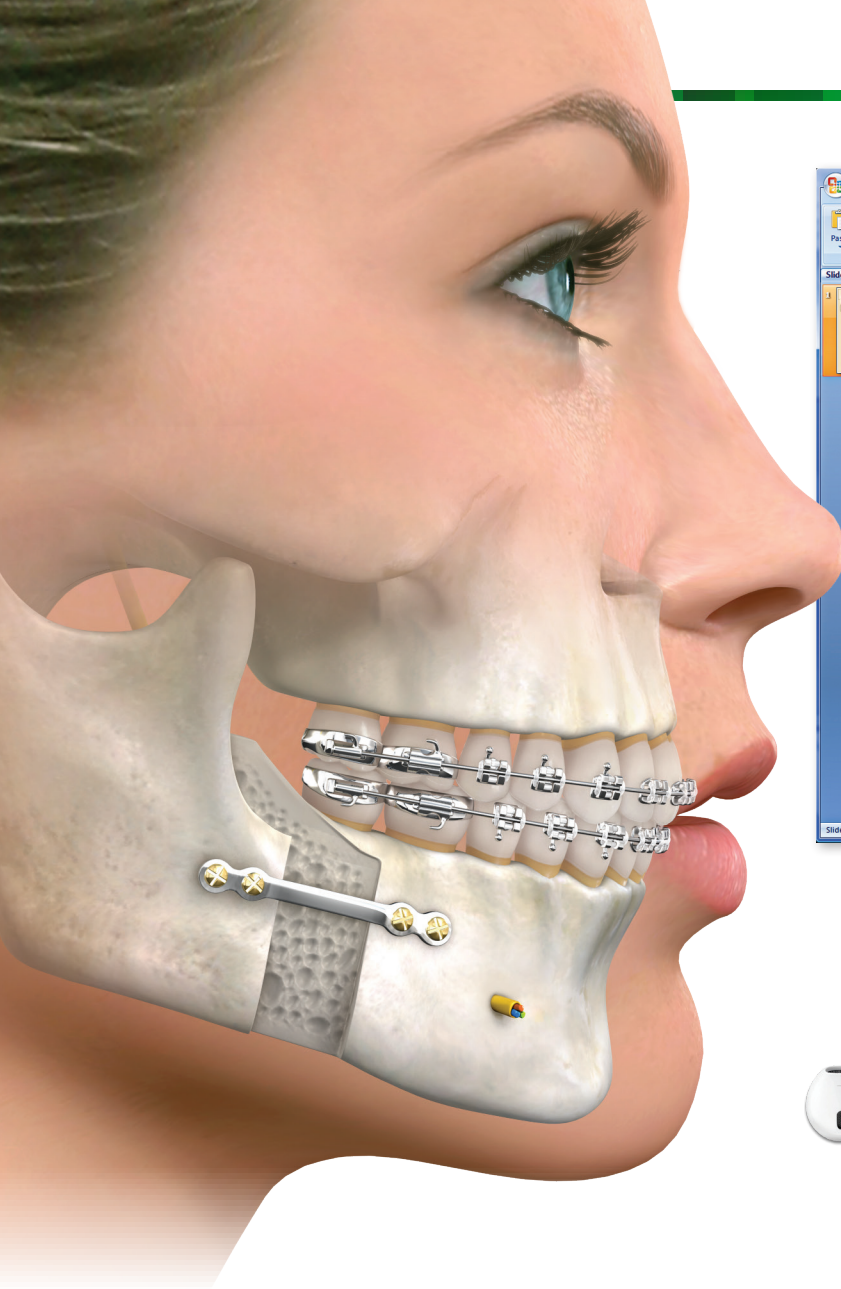
© 2019 Patterson Dental Supply, Inc. All rights reserved.



Visualization is an effective educational tool. It promotes comprehension that eases communication with parents and patients of all ages. Aquarium uses stunning 3D graphics to demonstrate the common and complex topics that are involved in diagnosis and treatment planning. Educated patients are more likely to exhibit a greater rate of case acceptance and compliance.

Features:

- Comprehensive library of topics
- 3D animation, full-motion video, and before-and-after photos
- Clinically accurate
- Keep a time-stamped log of which movies each patient has viewed
- Personalizable content
- Favorites/Playlist features
- Network-ready
- Dual monitor support
- Automatic updates delivered via the Internet
- Full interoperability with Dolphin Imaging, Management, Mobile & MyOrthodontist
- Record and play back audio tracks in multiple languages
- Multiple selection support (play several movies in the order clicked)
- Export movies for use on your web site; PowerPoint presentation; or portable media player
- Multi-language switchable interface
- Scaled-down surgical-only module available!
- Upload-to-YouTube Wizard
- Built-in Patient Finder, for use with the “Shared Media” feature, the MyOrthodontist mobile app, and the Viewed Movie reports.
- New Pediatric Dentistry library category for ortho/pedo offices
- Display count of movies in each category, and ability to choose a default category
- New content every two months



Fresh Graphical User Interface

The Aquarium interface is user-friendly and designed so that any member of your staff can easily operate it. Use the Playlists file to store linked, thematic media sequences for a one-click launch anytime! The navigation page allows you to visually scan the contents of the library, and also lets you preview the files. Topics are categorized intuitively, so the appropriate media can be located quickly and efficiently. A search feature also lets you find topics by keyword. You also have the ability to create your own file of favorite media and store it under Playlists for easy searching.

A selection of thematic “skins” lets you change the ambience of the interface according to your mood or patient personality, and you can also choose from a growing selection of user-interface languages.

Publish Playlists

Publish playlists to a CD/DVD or flash drive for patients to view at home.

Export Movies

You don't need to be logged onto Aquarium to view its contents! Media can be exported to a standard Windows media file that can then be played on any technology, such as your Web site or in a PowerPoint presentation. You can also burn to CD. Exported media will be watermarked with your office logo for security.

Upload-to-YouTube Wizard

You can now post to your YouTube channel with just a few clicks.

Export/Import Playlists

Share your favorite Playlist with other Aquarium customers by simply saving it and installing it on their system.

Comprehensive Library

Aquarium is much more than a storehouse of professionally rendered quality media covering comprehensive topics. It is an evolving library of presentations organized by a beautiful interface that allows for cross-referencing of all subjects. Under each topic is a series of presentations organized by diagnosis and treatment. Presentations consist of dynamic 3D animation, full-motion video, and before-and-after images that will engage and educate your patients.

Topics include diagnostic findings; appliances; hygiene; teeth eruption; and pediatric dental, orthodontic, and surgical procedures. A separate, surgical-only package is also available. Manufacturer brand-specific content such as brackets and appliances are also included.

Aquarium presentations clearly explain the need for treatment; its options; possible consequences of delaying treatment; details of the treatment; and special care following treatment.

Aquarium's Content Library is constantly growing. Visit www.dolphinimaging.com/aquarium to view the latest additions.

Customize Content

Customize your Aquarium presentations by adding personal content such as photos and videos of your staff, your particular appliances, and your own before-and-after demo patients. It is simple to do and requires no special computer skills.

Design your own presentations by linking media to illustrate your words, so that you can explain things exactly the way you want.

Create treatment-specific links with presentations sequenced together for easy, one-click launching of originally assembled "movies." You or your staff can set up links that can be used for predictable circumstances, saving you time and labor.

For example, in anticipation of patients with a specific malocclusion (i.e. a deep bite class II), you can link together the diagnosis of the malocclusion; specific appliance(s) to treat the malocclusion; and a retention appliance. You could easily create various treatment scenarios that will allow you or your treatment coordinator to display the appropriate treatment sequencing specific to your practice.

In your Favorites area, you can save links to your favorite presentations. Add your own photos or videos, and include the slideshow in Previews so you can one-click into it the next time you need it.

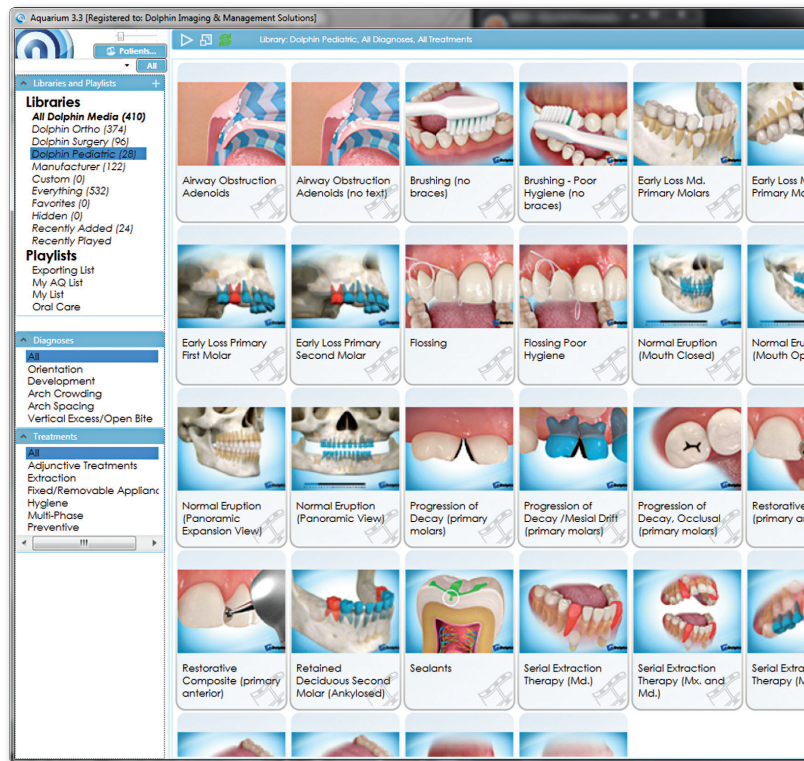


Library & Playlists allow you to customize your presentation for yourself and your patients.

Click on a "Diagnosis" to view relevant content.

Relevant "Treatment" content automatically appears when you choose a "Diagnosis."

A variety of skins to choose from



Technical Capabilities

Aquarium will display with consistent quality on monitors of all sizes. Unlike many other similar programs, Aquarium content automatically conforms to your display, with no need to reconfigure computer resolution.

Aquarium also supports dual monitor configurations. If you own Dolphin Imaging you can display the patient's own images on one monitor while playing Aquarium on the other monitor.

With the appropriate setup, Aquarium can also be shared on your system's network. Purchase the appropriate license to allow concurrent usage of Aquarium. Aquarium integrates with Dolphin Imaging, Dolphin Management, Dolphin Mobile and My Orthodontist. It can also be used as a standalone system.

System Requirements

- Windows 7, Windows 8, Windows 8.1 or Windows 10. For all of these, we support Professional, Business, Enterprise or Ultimate editions, and we support 32-bit or 64-bit.
- All Microsoft Critical Updates
- Core 2 Duo or faster
- 2 GB RAM
- 40 GB available hard disk space on standalone machine or server. 5 GB available disk space on client machines
- Broadband Internet connection
- Monitor with a display resolution of at least 1024 × 768 (XGA)

