














Minimum Imaging Requirements








This is a detailed technical document designed to assist with your Dolphin system implementation. If you are computer-literate and able to research, purchase, configure and setup your own equipment, this document will help you. If you are not familiar with the terminology in this document, we recommend that you contact either Dolphin or a local certified technician to assist with your implementation. Dolphin is proud to offer the most effective imaging solutions in the industry. Unlike practice management or financial applications, imaging and diagnostics demand computer resources. For ex-

ample, the disk space used for an imaging application is at least 100-times that of financial programs. Therefore, it is imperative that the computer and its peripherals are properly selected and configured for optimum performance. The Dolphin Imaging program WILL run on most existing PCs. However, you want the system to perform as efficiently as possible. We want to assist in upgrading your practice with cutting-edge imaging technology.

For more information, please contact one of our sales consultants at sales@dolphinimaging.com or visit us on-line at www.dolphinimaging.com

Component	Minimum	Recommended	Notes
Computer 	PC or Mac	PC or Mac	For Macintosh, we require either Bootcamp, Parallels or VMware Fusion, configured such that Windows environment meets all the requirements below. For details, see http://www.dolphinimaging.com/mac.html .
Operating System 	Windows XP Pro with SP 2	Windows XP, 2003 Server, 2008 Server or Windows 7	For all supported operating system generations, Dolphin Imaging supports both the 32 and 64-bit versions, and supports the Business/Professional, Enterprise, and Ultimate Editions.
Processor (CPU) 	Intel® Pentium 4, 2.0Ghz	Intel® Core i7	High resolution images requires faster CPU for processing.
Hard Drive 	20GB of free space	500GB or higher	About 100M is required for full program installation; on average, each complete patient record, a full set of facial/mouth series, x-ray images, occupies 5MB. Note: if you are using the Dolphin 3D module, each 0.4mm full-view scan requires half a GB, so you will want much larger disk space.
Memory (RAM) 	512MB (2GB for Dolphin 3D)	4GB or higher	This memory is used for rapid access to commonly used programs, the more RAM the more programs you can have open at the same time.
Video/Graphics 	Resolution: 1024 x768 at 24-bit color	Resolution: 1280 x1024 at 24-bit	
Accelerated Video/Graphics 	None	512MB video card, based on one of these DirectX 9.0 graphics engines or better: NVIDIA 8400 GS or ATI HD 5450	Accelerated card is only used if you are viewing or editing 3D ConeBeam or 3D photo images. Our 3D software can run without such a card, but some of the advanced rendering modes will be disabled. Faster Cards, such as GeForce GTX560 or Radeon HD6770 will run Dolphin 3D significantly faster. When purchasing a video card, ensure that it matches your bus interface (AGP, PCI Express, etc.). Contact a local tech for assistance.
Monitor 	15" monitor	17" or larger monitor	17" monitor or larger is recommended for patient's consultations. If desk-space is a concern, a flat-screen LCD monitor is recommended.
Camera Card Reader 	Depending on camera	Depending on camera	SD or CF card reader, as appropriate for your camera. Most new cameras also use USB port to transfer images, so card reader may not be necessary. Many laptops and desktop have built-in SD card readers.
Internet Connection 	Broadband connection	Broadband connection of 768Kbps or faster	Needed for remote access (for Dolphin Imaging technical support), and for automatic Dolphin updates. Network must be configured by local tech.
Antivirus 	Virus protection coverage	Virus protection coverage	Norton Antivirus or equivalent software is recommended. Frequent updates to virus subscription are extremely important.
Sound 	None	Recommended	Our voice-prompt digitizing guide walks you through each landmark. This is very useful in staff training and speeds up the digitizing process.
Archive/Backup 	Required	Required	Recommended devices: External hard drives, large capacity tape drives, or online backup. Consult your local tech for advice.

Continues on next page

DVD-ROM Drive 	Required	Required	Dolphin software comes on DVDs. A DVD-RW may be used for patient transfer purposes only; not recommended for long-term backup.
Network 	None	10/100 network card (gigabit for Dolphin 3D)	Consult your network technician for more details.
Digital Camera 	A minimum 3 megapixel (MP)	A minimum 3 megapixel (MP)	Due to the large number of acceptable cameras available, Dolphin does not endorse any specific model or vendor. Practitioners should research the market and choose a camera appropriate to the needs of the practice.
Printer/Output 	720dpi color inkjet printer	1440dpi color inkjet, or Dye sublimation	USB printer recommended for easy connection increased printing speed. For high volume practices a dye sublimation printer is preferred for speed and quality.
Scanner 	150dpi for x-rays, 300dpi for photos	1,600dpi if slides will be scanned	A transparency adapter (TA) is required for scanning x-rays or slides. Note: that not all scanners offer this option and not all TA's can scan full-size x-rays.
Word Processor 	MS-Word 2003, 2007, 2010	MS-Word 2003 or higher	Microsoft Word is needed if you use the optional Dolphin Letter System. We are not compatible with the 64-bit edition of Office 2010. However, we are compatible with the 32-bit edition of Office 2010, even if it is running on 64-bit edition of Windows. If you are using Letter System under Windows 7, we require Office 2007 or 32-bit Office 2010, not Office 2003.
3rd party software 	N/A	Only antivirus, and applications that integrate with Dolphin	Since Dolphin can not know how various other software might interfere with Windows, with your network, or with Dolphin, we recommend that you only install applications that integrate with Dolphin onto your Dolphin stations. For example, we recommend against installing video games.

Other Requirements:

- Prior to in-office training all software must be installed and broadband must be installed to connect the designated Dolphin Imaging workstation.
- Please have your computer technician "keep-in-touch" with us regarding any questions to reduce or avoid additional charges.



800.548.7241 • +1.818.435.1368
www.dolphinimaging.com
info@dolphinimaging.com